

**TABLE OF CONTENTS**

**CIVIL**

C1.00 SITE STAGING AND ROUTING PLAN

**ARCHITECTURAL**

- A1.00 PHASING PLAN
- A1.01 DEMOLITION PLAN - BUILDING 300
- A1.02 REFLECTED CEILING DEMOLITION PLAN - BUILDING 300
- A2.01 NEW WALL RENOVATION PLAN - BUILDING 300
- A2.02 ENLARGED LOBBY PLAN
- A2.03 ENLARGED LOBBY PLAN
- A3.01 DOOR & WINDOW SCHEDULES AND DETAILS
- A3.02 FINISH SCHEDULE
- A3.03 FINISHES FLOOR PLAN
- A3.04 FLOOR FINISH PLAN - MAIN LOBBY
- A3.05 COSMO LAB FLOOR PATTERN
- A4.01 REFLECTED CEILING PLAN - BUILDING 300
- A6.01 ENLARGED TOILET PLANS & ELEVATIONS
- A6.02 MILLWORK
- A7.01 BUILDING 300 ELEVATIONS
- A8.01 BUILDING SECTIONS

**PLUMBING**

- P0.01 PLUMBING LEGEND, SCHEDULE AND DETAIL
- P1.01 PARTIAL FLOOR PLAN - DEMOLITION
- P2.01 PARTIAL FLOOR PLAN - NEW WORK

**FIRE PROTECTION**

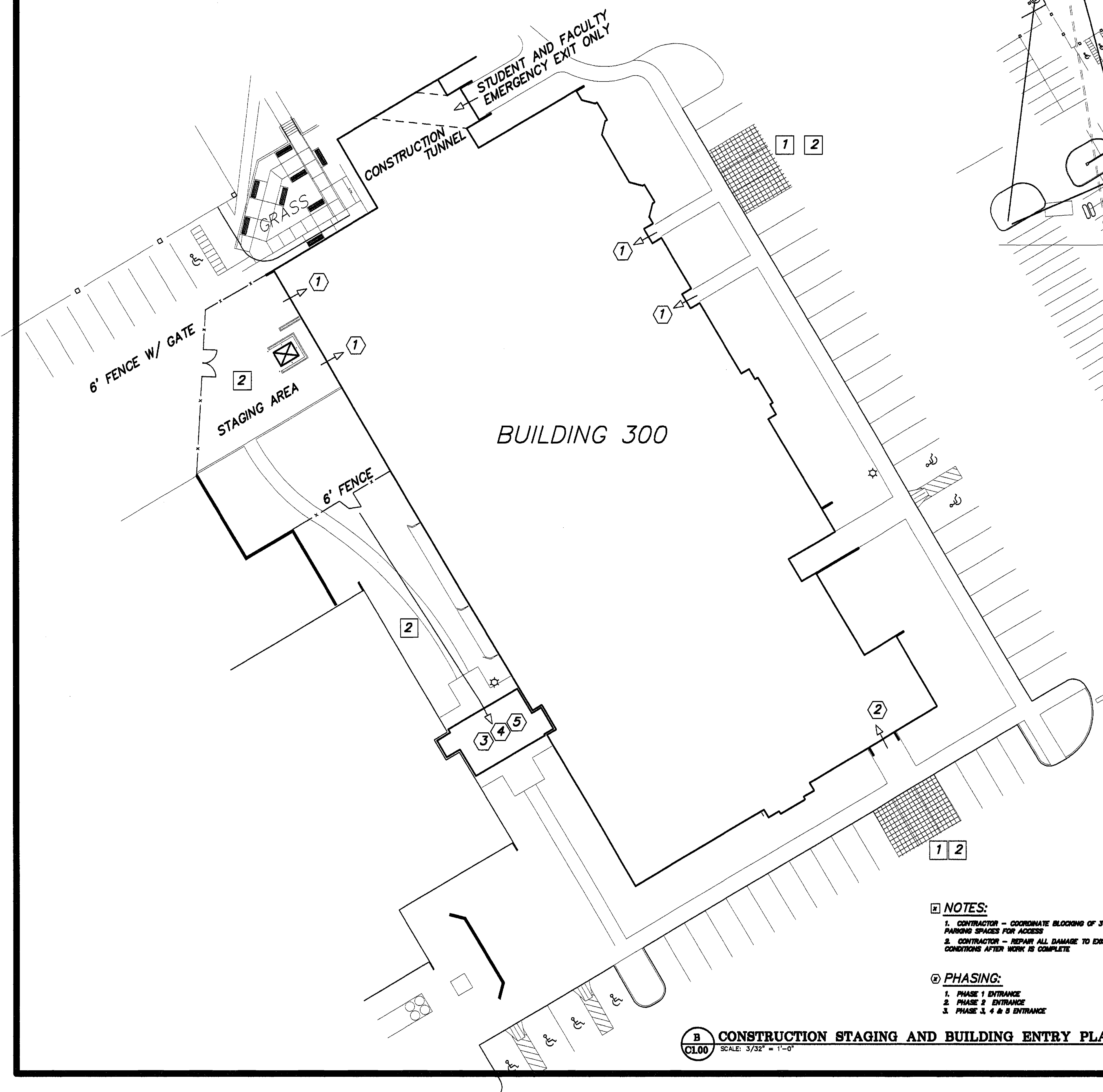
- FP1.01 PARTIAL FLOOR PLAN - DEMOLITION
- FP2.01 PARTIAL FLOOR PLAN - NEW WORK

**MECHANICAL**

- M0.01 ABBREVIATIONS, LEGENDS, SCHEDULES, AND DETAILS
- M1.01 PARTIAL FLOOR PLAN - DEMOLITION
- M1.02 PARTIAL FLOOR PLAN - DEMOLITION
- M2.01 PARTIAL FLOOR PLAN - NEW WORK
- M2.02 PARTIAL FLOOR PLAN - NEW WORK

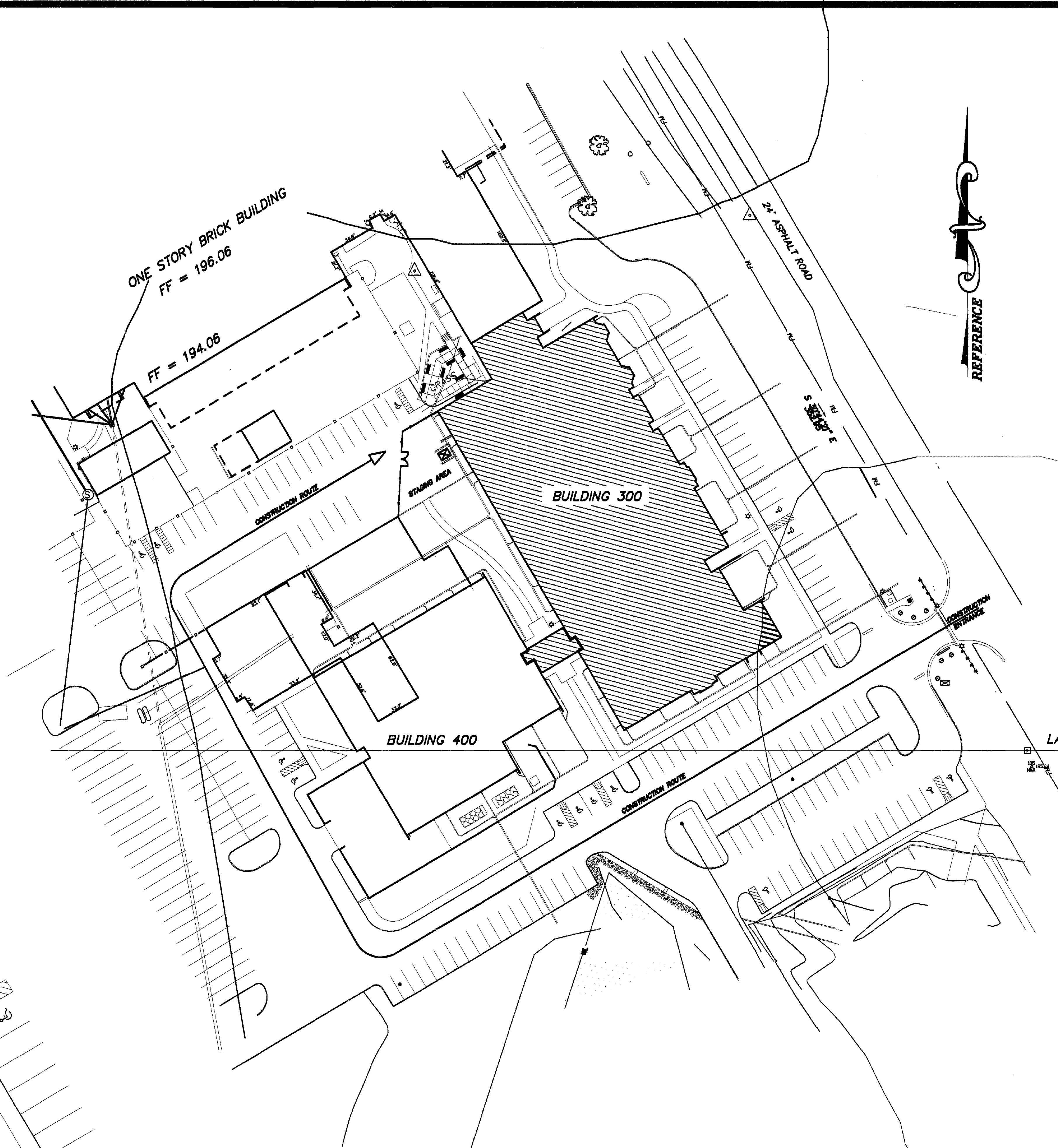
**ELECTRICAL**

- E0.01 ELECTRICAL LEGEND, SCHEDULE AND DETAIL
- E1.01 PARTIAL FLOOR PLAN - DEMOLITION - LIGHTING
- E1.02 PARTIAL FLOOR PLAN - DEMOLITION - LIGHTING
- E1.03 PARTIAL FLOOR PLAN - DEMOLITION - POWER
- E1.04 PARTIAL FLOOR PLAN - DEMOLITION - SYSTEMS
- E2.01 PARTIAL FLOOR PLAN - NEW WORK - LIGHTING
- E2.02 PARTIAL FLOOR PLAN - NEW WORK - LIGHTING
- E3.01 PARTIAL FLOOR PLAN - NEW WORK - POWER
- E4.01 PARTIAL FLOOR PLAN - NEW WORK - SYSTEMS



**B CONSTRUCTION STAGING AND BUILDING ENTRY PLAN**  
SCALE: 3/32" = 1'-0"

- NOTES:**
1. CONTRACTOR - COORDINATE BLOCKING OF 3 TO 8 PARKING SPACES FOR ACCESS
  2. CONTRACTOR - REPAIR ALL DAMAGE TO EXISTING CONDITIONS AFTER WORK IS COMPLETE
- PHASING:**
1. PHASE 1 ENTRANCE
  2. PHASE 2 ENTRANCE
  3. PHASE 3, 4 & 5 ENTRANCE




**A CONSTRUCTION ENTRANCE AND ROUTE**  
SCALE: 3/32" = 1'-0"

NOTE: REFER TO 2000 NFPA 101:4.6.10.1: "BUILDINGS OR PORTIONS OF BUILDING SHALL BE PERMITTED TO BE OCCUPIED DURING CONSTRUCTION REPAIR, ALTERATIONS, OR ADDITIONS ONLY IF ALL REQUIRED MEANS OF EGRESS AND ALL REQUIRED FIRE PROTECTION FEATURES ARE IN PLACE AND CONTINUOUSLY MAINTAINED FOR THE PORTION OCCUPIED."

ALL DEMOLITION WORK SHALL COMPLY WITH THE REQUIREMENTS OF NFPA 241, 2000 EDITION - STANDARDS FOR SAFEGUARDING CONSTRUCTION, ALTERATION AND DEMOLITION OPERATIONS.

COPYRIGHT © 2005 ELLIS, RICKET & ASSOCIATES



DATE	BY	REV.
01-01-03	LS	1

PROJECT NO. TCSSG-03 RENOVATIONS IN BUILDING 300  
VALDOSTA TECHNICAL COLLEGE, VALDOSTA, GEORGIA

**ELLIS, RICKET & ASSOCIATES**  
**ARCHITECTS**  
P. O. Box 300 / 2000 N. Patterson St. Valdosta, Georgia 31602 Telephone (228) 242-3556  
PROJECT NO. TCSSG-03 RENOVATIONS IN BUILDING 300  
VALDOSTA TECHNICAL COLLEGE, VALDOSTA, GEORGIA

**C1.00**